

CRAWLER EXCAVATOR



Specifications

Operating weight	7.5 t
Engine power	54 kW (74 HP)
Bucket capacity	87-305 l
Digging depth	4.25 m
Reach	7.26 m

Features

- ▶ Short-tail machine
- ▶ Extra-wide blade for dozer applications
- ▶ Flexibility in daily work by task-specific adjustment of the boom systems
- ▶ Comfort cab with perfect all-round visibility
- ▶ Increased productivity thanks to load sensing hydraulics
- ▶ Knickmatik® allows for working closely alongside walls
- ▶ Wide range of proven working tools

WORKS FOR YOU.™

SPECIFICATIONS

ENGINE

Manufacturer, model	Deutz, TD 2011 L04W
Type	4-cylinder diesel engine, Tier 3 (2008)
Combustion	4-stroke cycle, direct fuel injection
Displacement	3600 cm ³
Rated power acc. to ISO 9249 at 2200 rpm	54 kW (74 HP)
Torque	270 Nm at 1600 rpm
Cooling system	Water

ELECTRICAL SYSTEM

Nominal voltage	12 V
Battery	12 V / 105 Ah
Generator	12 V / 95 A
Starter	12 V / 2,3 kW

TRANSMISSION

Hydrostatic travel drive with planetary reduction gears on sprocket drives. Multi-disc brake acting as parking brake, automatically bled. 2-stage variable displacement motor, full power shift.

2 speed ranges:

Travel speed, forward and reverse	0-2.7 / 5.2 km/h
Gradeability	> 60 %
Drawbar pull 1st / 2nd speed range	6579 / 3282 daN

UNDERCARRIAGE

Maintenance-friendly B1 track-type undercarriage with triple grouser plates or rubber crawlers. Idler suspension with hydraulic crawler track tensioning.

Width rubber crawlers / steel crawlers	450 / max. 600 mm
Total length (sprocket - idler)	2200 / 2250 mm
Total length (undercarriage)	2850 mm

DOZER BLADE

Independent of drive train, sensitive control via separate hand lever.

Width x height	2330 x 496 mm
Dozer cut below ground	390 mm
Dozer lift above ground	500 mm
Slope angle	35°

STEERING

Independent, individual control of crawler chains, also counterwise. Sensitive control provided by pilot-operated hand levers combined with foot pedals. Full drawbar pull even at shifts in direction.

SWING SYSTEM

Hydrostatic drive with 2-stage planetary gear and axial piston fixed displacement motor, also acts as wear-resistant brake. In addition, automatically controlled spring-loaded multi-disc brake acting as parking brake.

Swing speed	0-10 rpm
-------------	----------

KNICKMATIK®

Lateral parallel adjustment of boom arrangement at full digging depth.

Angle of articulation / lateral adjustment left	63° / 810 mm
Angle of articulation / lateral adjustment right	65° / 950 mm

FLUID CAPACITIES

Fuel tank	130 l
Hydraulic system (incl. tank 60 l)	140 l



OPERATING DATA, STANDARD EQUIPMENT

Operating weight (monobloc boom) acc. to ISO 6016	7500 kg
Operating weight (circular boom) acc. to ISO 6016	7900 kg
Undercarriage (steel crawlers) 500 mm	+250 kg
Transport dimensions: Monobloc boom / Circular boom (L x H)	6030 x 2720 / 5900 x 2720 mm
Total width with dozer blade	2330 mm
Total height (top of cab)	2720 mm
Ground Clearance	410 mm
Uppercarriage tailswing	1175 mm
Uppercarriage frontswing (monobloc boom / circular boom)	2300 / 1650 mm
Working envelope 180° (monobloc boom / circular boom)	3475 / 2775 mm
Working envelope 360° (monobloc boom / circular boom)	4600 / 3300 mm
Bucket digging force acc. to ISO 6015 (monobloc boom)	53200 N
Stick digging force acc. to ISO 6015 (monobloc boom / circular boom)	42600 (47,300) N
Ground pressure (rubber crawlers)	0.31 daN/cm ²
Ground pressure (steel crawlers)	0.32 daN/cm ²

HYDRAULIC SYSTEM

Working hydraulics: Axial-piston variable displacement pump with load sensing, coupled with a load-independent flow distribution (LUDV). Simultaneous, independent control of all movements. Sensitive maneuvers irrespective of loads.

Pump capacity, max.	156 l/min
Working pressure, max.	280 bar

The thermostatically controlled oil circuit ensures that the oil temperature is promptly reached and avoids overheating. Return filter installed in oil tank allows for eco-friendly replacement of filter elements.

Gear pump for all positioning and swing movements. Pressure cut-off valve for sensitive and energy-saving swing movements.

Pump capacity, max.	68 l/min
Working pressure, max.	230 bar

Control circuit for work attachments:

Pump capacity, adjustable up to max.	100 l/min
Working pressure, max.	280 bar

Two servo-assisted joystick controls (ISO) for excavator operations.

CAB

Spacious, sound-insulated full-vision steel cab, FOPS* (acc. to ISO 3449) certified. Safety glass windows, thermo windows tinted in green. Skylight window, tinted. Panoramic rear window. Front window supported by pneumatic springs, lockable for ventilation and slidable under cab roof. Windshield washer system. Storage compartment. Preparation for radio installation. Left-hand outside rear-view mirror.

Cab heating with windshield defroster through coolant heat exchanger and 3-speed fan, ventilating mode in summer.

Operator's seat MSG 85 (comfort version) hydraulic damping, adjustable armrests, height, tilt and weight adjustments. Lap belt.

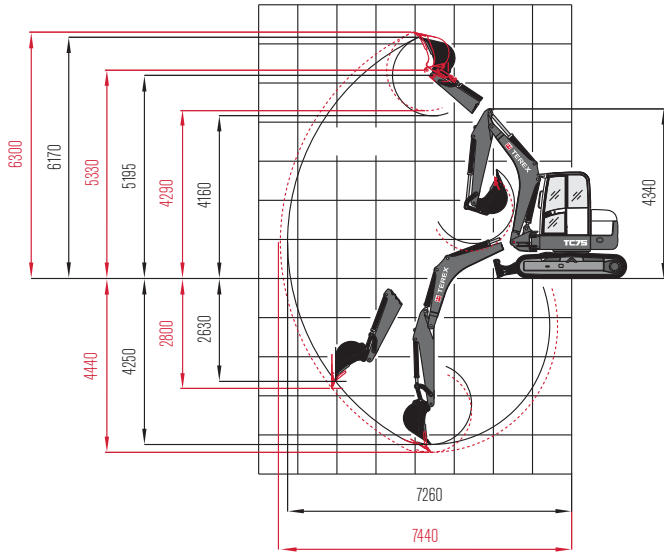
Instrument panel on the right hand side of the operator's seat with visual & acoustic warning device, hour-meter and safety module.

Working flood lights Halogen H-3.

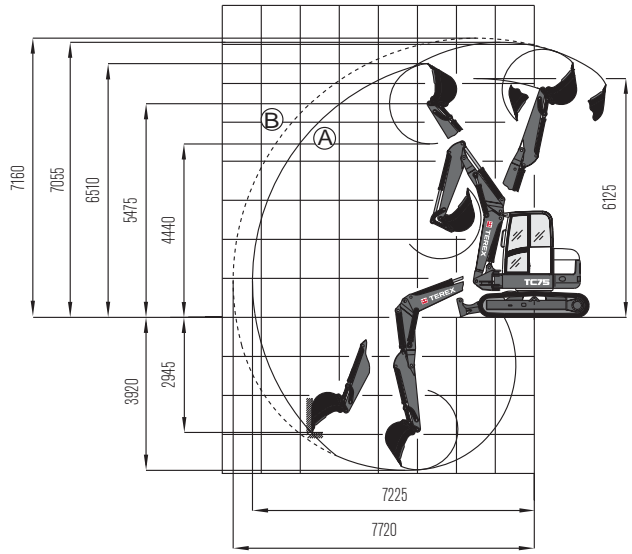
Sound level values in compliance with EC-directives.

*FOPS-approved only with skylight guard (optional)

WORKING RANGES & DIMENSIONS: MONOBLOC BOOM / CIRCULAR BOOM



— Dipperstick 2000 mm
 — Dipperstick 2200 mm



A = Digging envelope, reach restricted
 B = Digging envelope, reach unrestricted

LIFTING CAPACITIES

Bucket hinge height		Load radius from center of ring gear															
		3.0 m				4.0 m				5.0 m				6.0 m			
		MB		CB		MB		CB		MB		CB		MB		CB	
		End	Side	End	Side	End	Side	End	Side	End	Side	End	Side	End	Side	End	Side
3.0 m	S	-	-	-	-	2.52	1.53	2.40	1.61	1.96	1.00	2.10	1.04	-	-	-	-
	T	-	-	-	-	1.65	1.50	2.04	1.55	1.13	0.99	1.33	0.99	-	-	-	-
1.5 m	S	3.24	2.33	3.85	2.57	2.61	1.42	3.08	1.49	2.14	0.97	2.23	1.01	1.74	0.69	1.64	0.72
	T	2.25	2.30	3.20	2.44	1.59	1.39	1.96	1.41	1.06	0.94	1.28	0.96	0.75	0.67	0.91	0.67
0 m	S	5.30	1.80	5.23	2.07	3.18	1.28	2.92	1.27	2.26	0.90	2.03	0.92	1.65	0.68	1.37	0.68
	T	2.20	1.80	2.67	1.96	1.41	1.23	1.61	1.20	0.99	0.87	1.14	0.87	0.73	0.65	0.83	0.64
-1.0 m	S	4.60	1.80	4.45	1.96	2.93	1.10	2.50	1.20	2.10	0.86	1.76	0.86	1.47	0.66	1.11	0.66
	T	2.07	1.70	2.52	1.83	1.32	1.10	1.51	1.10	0.94	0.84	1.06	0.83	0.72	0.63	0.77	0.62

All values in tons (t) were determined acc. to ISO 10567 and include a stability factor of 1.33 or 87% of the hydraulic lifting capacity. All values were determined with quick-attach system but without bucket. In case of mounted-on work attachments, the deadweights of the work attachments must be deducted from the permissible payloads. When used for load hook applications, excavators must be equipped with hose-rupture valves and overload warning device in compliance with EN 474-5.

Working equipment: Rubber crawlers.

Abbreviations: S = Supported by blade, T = Traveling; MA = Monobloc boom, dipperstick 2000 mm; CI = Circular boom, dipperstick 1650 mm

DIMENSIONS

Fig. 1: Work equipment: Circular boom with dipperstick 1650 mm

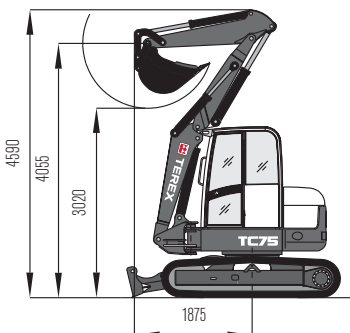
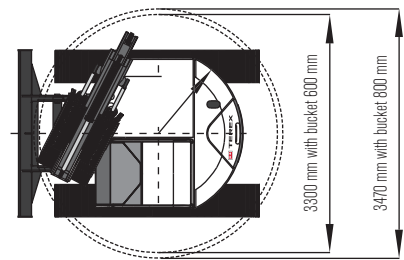


Fig. 2: Circular boom - dump height



Fig. 3: Circular boom - working envelope



WORK ATTACHMENTS

BUCKETS

Bucket, QAS, light material, without teeth	300 mm wide, capacity 87 l
Bucket, QAS, light material, without teeth	400 mm wide, capacity 127 l
Bucket, QAS, light material, without teeth	600 mm wide, capacity 212 l
Bucket, QAS	300 mm wide, capacity 87 l
Bucket, QAS	400 mm wide, capacity 127 l
Bucket, QAS	500 mm wide, capacity 169 l
Bucket, QAS	600 mm wide, capacity 212 l
Bucket, QAS	800 mm wide, capacity 303 l
Ditch-cleaning bucket, QAS	1250 mm wide, capacity 251 l
Ditch-cleaning bucket, QAS	1500 mm wide, capacity 305 l
Swing bucket, QAS	1500 mm wide, capacity 305 l

OPTIONAL EQUIPMENT

BOOM OPTIONS

Monobloc boom, with extended dipperstick 2000 mm
Circular boom, with dipperstick 1650 mm

CRAWLER CHAIN OPTIONS

Rubber crawler track, 450 mm wide
Steel crawler track, 600 mm wide
Rubber-coated steel crawler chain 'Roadliner', 450 mm wide.

OPTIONAL SUPPORT/DOZER SYSTEMS

Front dozer blade, 2480 mm wide
Front dozer blade, extra-long version

HYDRAULIC SYSTEM

Second control circuit (e.g. for sorting grab)	Third and fourth control circuit
Open return	Conversion kit from ISO controls to Schaeff controls
Float position dozer blade	A/B control pattern switch
Hose-rupture / load-retaining valve for monobloc boom	Hose-rupture / load-retaining valve for dipperstick (monobloc boom)
Hose-rupture / load-retaining valve for circular boom	Hose-rupture / load-retaining valve for intermediate boom and dipperstick (circular boom)
Hose-rupture / load-retaining valve for extended dipperstick (monobloc boom)	Biodegradable hydraulic oil / ester-based HLP 68 (Panolin)
Hydraulic boom height limitation, monobloc boom	Hydraulic boom height limitation, circular boom

www.terex.com

Effective Date: February 2011. Product specifications and prices are subject to change without notice or obligation. The photographs and/or drawings in this document are for illustrative purposes only. Refer to the appropriate Operator's Manual for instructions on the proper use of this equipment. Failure to follow the appropriate Operator's Manual when using our equipment or to otherwise act irresponsibly may result in serious injury or death. The only warranty applicable to our equipment is the standard written warranty applicable to the particular product. Terex makes no other warranty, express or implied. Products and services listed may be trademarks, service marks or trade-names of Terex Corporation and/or its subsidiaries in the USA and other countries. All rights are reserved. "Terex" is a registered trademark of Terex Corporation in the USA and many other countries. Copyright © 2011 Terex Corporation

Ref. no.: TERE564UK

Terex GmbH
Schaeffstr. 8, D-74595 Langenburg
Tel: +49 (0)7905 / 58-0 Fax: +49 (0)7905 / 58114
Email: info@terex-schaeff.com www.terex.com



WORKS FOR YOU.™

GRABS

Clamshell grab GM 2325, grab swing brake	set of shells 325 mm wide, capacity 150 l
Clamshell grab GM 2400, grab swing brake	set of shells 400 mm wide, capacity 200 l
Clamshell grab GM 2500, grab swing brake	set of shells 500 mm wide, capacity 250 l
Ejector	

OTHER WORK ATTACHMENTS

Ripper tooth / QAS (1 tooth)	Cutting unit
Hydraulic hammer	Quick-change adapter for hydraulic hammer
Auger	Bolt-on load hook for bucket rod
Load hook integrated in quick-attach system	
Further work attachments available on request	

DIESEL ENGINE

Diesel exhaust cleaner	Catalyst
------------------------	----------

CAB

Lighting package: 1 double beam working floodlight - cab-mounted rear center, 1 working floodlight cab-mounted - front right	FOPS - skylight guard
Additional boom-mounted working floodlight	Radio set installation kit
Yellow beacon	Automatic idling system

OPERATOR'S STAND

Operator's seat MSG 95 (premium version) air damping, extra-high backrest, longitudinal-horizontal suspension, seat and backrest heating
--

OTHER OPTIONAL EQUIPMENT

Air-conditioning	Anti-theft device (immobilizer)
Quick-attach system, mechanical (genuine Lehnhoff system), type MS08	Quick-attach system, hydraulic (genuine Lehnhoff system), type HS08
Hydraulic installation for quick-attach system	Electrical refueling pump
Rear fog lamp	Engine-independent diesel heater with fresh air circulation and timer
Special coating / adhesive films	Additional rear weight, 229 kg
Further optional equipment available on request	